


What are the different epidemiological studies that can be conducted in respiratory research

An Academic presentation by
Dr. Nancy Agnes, Head, Technical Operations, Pubrica
Group: www.pubrica.com
Email: sales@pubrica.com



In brief

- Chronic obstructive pulmonary disease (COPD) prevalence has been thoroughly investigated, particularly in Western Europe and North America.
- Few of these data are directly comparable because of survey discrepancies in the mix of [research](#) populations, disease diagnosis standards, and risk factor definitions.
- Few community studies have explored COPD phenotypes and incorporated methods of characterizing the illness other than spirometry.

Introduction

- Chronic obstructive pulmonary disease (COPD) is now the fourth leading cause of mortality globally. The illness is anticipated to reach third place by 2020.
- COPD prevalence has been thoroughly researched, particularly in Western Europe and North America. However, few of the data are directly comparable due to changes in the surveys' makeup of study populations, illness diagnosis standards, and risk factor definitions.
- Only lately has the [Burden of Obstructive Lung Diseases](#) (BOLD) project given similar data from a significant number of nations. There is little data on the prevalence of COPD in Eastern Europe.

Variables influencing disease onset and progression

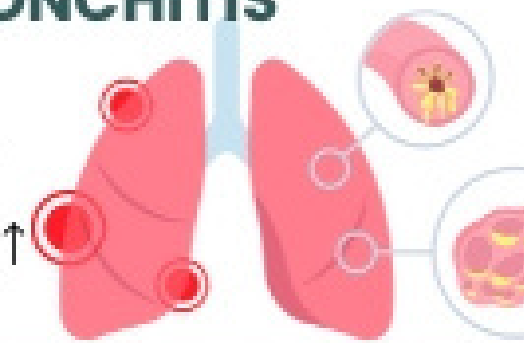


GENS

alpha-1
antitrypsin

CHRONIC BRONCHITIS

hypersecretion of
mucus decline FEV1,
young smoking +
chronical bronchitis ↑
developing COPD



ASTHMA, BRONCHIAL HYPERACTIVITY

May be risk factor,
clinically separating may
not be easy



SOCIOECONOMIC SATTUS

Poverty inversely
related to risk of
developing COPD



AGE & GENDER

Men ≠/Women
Duration of
exposure?

LUNG GROWTH AND DEVELOPMENT

Gestation, birth,
childhood "Childhood infections"
"Childhood disadvantages"



EXPOSURE TO PARTICLES

Smoke, organic/ inorganic dusts,
chemical agents and fumes,
(indoor) air pollution, occupational
exp.



Recommendations on COPD diagnosis

- Several recommendations on COPD [diagnosis](#) and management have been published. However, there are no current recommendations for conducting research on COPD prevalence and severity in the general community, covering population sampling, collecting, and quality control, as well as standardized methods for providing information on possible risk factors for COPD.
- Smoking, occupational airborne exposure, and indoor and outdoor air pollution are all risk factors, as are socioeconomic status, family history, diet, infections, and comorbidities.
- A standardized technique for conducting epidemiological COPD research might make it easier to compare populations in Western and Eastern Europe.
- In [respiratory](#) research design, various epidemiological studies can be conducted to understand the patterns, causes, and impact of respiratory diseases in populations. Here are some common types of epidemiological studies in respiratory research:

- Cross-Sectional Studies
- Case-Control Studies
- [Cohort Studies](#)
- Longitudinal Studies
- Intervention Studies (Clinical Trials)
- Ecological Studies

- Occupational Studies
- Genetic Studies
- Surveillance Studies
- Meta-analyses and Systematic Reviews

- These epidemiological studies play a crucial role in advancing our understanding of respiratory diseases, guiding public health interventions, and informing clinical practice.

Operational diagnostic criteria of COPD

- Previous COPD population studies utilized a range of operational diagnostic criteria, most of which were based on lung function, respiratory symptoms, and clinical examination.
- In community research, any operational criteria should be valid, repeatable, and simple to use. Obstructive abnormality is defined as a ratio of forced expiratory volume in 1 s (FEV1) to slow vital capacity (SVC) less than the 5th percentile of the normal distribution in the [American Thoracic Society \(ATS\)/ERS](#) report on interpretation methodologies for lung function tests.
- The Global Initiative for Chronic Obstructive Lung Disease (GOLD) criterion of FEV1/forced vital capacity (FVC) is 0.70, and the British Thoracic Society (BTS) standard of FEV1/vital capacity (VC) 70% and FEV1 80% of projected value deviate from this definition.

- **Lung function**

Lung function measurements should follow ATS/ERS recommendations, with COPD staging based on airflow limitations. clinical epidemiology and [biostatistics](#) guidelines by ATS/ERS and GOLD present arbitrary categories and cut-off points.

- **Respiratory symptoms**

Data on respiratory symptoms is crucial for understanding COPD phenotypes, as cough and sputum production may dominate clinical pictures in some patients, while dyspnoea may dominate in others.

- **Biomarkers**

A biomarker is a biological marker that may be examined and assessed objectively as a sign of normal biological processes, pathological processes, [pharmaceutical](#) or pharmacological reactions to a therapeutic intervention.

- **Phenotypes of COPD**

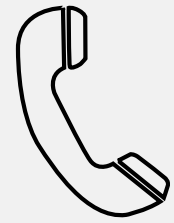
The term "phenotype" refers to the outward physical manifestation of COPD patients, everything that is visible in their structure, function, or behaviour. This provides a framework for documenting the unique features of COPD patients.

ABOUT PUBRICA


- Pubrica's team of researchers and authors create scientific and medical [research services](#) that may serve as a valuable resource for practitioners and authors.
- Our systematic review at [Pubrica](#) is more structured at each stage of writing, and we ensure that the rigour is critically checked using common methodological checklists such as PRISMA, CASP, AMSTAR, and ARIF, among others, depending on the checklist supplied.
- Our professionals understand the framework that begins with a broad topic, an issue, and a backdrop and progresses to a small topic to present the hypothesis.



Contact Us



UNITED KINGDOM
+44 1618186353



INDIA
+91-9884350006



EMAIL
sales@pubrica.com



PUBRICA
Knowledge Works